

	<h1 style="margin:0;">GOD'S BRIDGE</h1>		
REGION: MBEYA	SCHOOL AVERAGE: 223.7	CATEGORY	ABOVE 40
DISTRICT: TUKUYU		CANDIDATES	46
SUBJECT PERFORMANCE ANALYSIS			

SUBJECT NAME	AVG	%	RNK
MATHEMATICS	49.2	98%	1
KISWAHILI	47.1	94%	2
ENGLISH	44.0	88%	3
SCIENCE	43.3	87%	4
SOCIAL STUDIES	40.0	80%	5


BOYS/GIRLS PASS RATE	STD	AVG	%
BOYS	24	45.2	90%
GIRLS	22	44.2	88%

GRADE ANALYSIS SUMMARY					
SUBJECT NAME/GRADE	A	B	C	D	F
MATHEMATICS	46	0	0	0	0
KISWAHILI	46	0	0	0	0
ENGLISH	39	6	0	0	0
SCIENCE	37	8	1	0	0
SOCIAL STUDIES	26	19	1	0	0


OVERALL GRADE ANALYSIS	NO.	SEATED	%
A	44	46	96%
B	2		4%
C	0		0%
D	0		0%
F	0		0%




88%
ENGLISH




94%
KISWAHILI





98%
MATHS








87%
SCIENCE



80%
SOCIAL STUDIES

BOY'S VS GIRLS' PASSRATE (%)	
 90%	 88%

OVERALL GRADE ANALYSIS (%)				
 96	 4%	 0%	 0%	 0%
A	B	C	D	F

INDEX	NAME	SEX	MATHEMATICS		KISWAHILI		ENGLISH		SCIENCE		SOCIAL STUDIES		TOTAL	AVERAGE	OVR GRADE	SCH POSITION	OVERALL POSITION
1	ALICK ALLY KALONGE	M	49	A	49	A	47	A	47	A	45	A	237	47	A	2	21
2	DANIEL GIBSON KAGARUKI	M	50	A	49	A	47	A	45	A	46	A	237	47	A	2	21
3	BRYANY IMAN MWAKYONYA	M	50	A	49	A	48	A	44	A	45	A	236	47	A	3	31
4	BARAKA ANDREW MZUMBWE	M	50	A	49	A	46	A	45	A	45	A	235	47	A	5	45.5
5	FRANCIS SOSTEN MWALYOYO	M	50	A	49	A	46	A	45	A	45	A	235	47	A	5	45.5
6	JOHN VENANT MWANSASU	M	50	A	49	A	47	A	47	A	41	A	234	47	A	6	61
7	DAVID GEOFREY LUGALA	M	49	A	49	A	45	A	45	A	45	A	233	47	A	7	76.5
8	ABIAZALI FURAHA MWAKAJWANGA	M	49	A	47	A	46	A	44	A	46	A	232	46	A	11	100
9	EDWIN JOAB NGWALA	M	49	A	49	A	46	A	43	A	45	A	232	46	A	11	100
10	GEORGE JOSEPH SIGALLA	M	50	A	50	A	45	A	46	A	41	A	232	46	A	11	100
11	JOSEPH TADIUS KISIMA	M	48	A	47	A	47	A	45	A	45	A	232	46	A	11	100
12	ANGEL FELIX KYAFULILO	F	50	A	49	A	45	A	47	A	41	A	232	46	A	11	100
13	MIRIAM DIGRO ALFANI	F	50	A	48	A	42	A	47	A	45	A	232	46	A	11	100
14	IRENE FROLIAN MWINGIRA	F	50	A	46	A	47	A	47	A	41	A	231	46	A	15	125
15	MADELEINE SAMORA MSHANG'A	F	50	A	48	A	47	A	46	A	40	B	231	46	A	15	125
16	NANCY POPAT MTENZI	F	50	A	47	A	46	A	47	A	41	A	231	46	A	15	125
17	JUDITH BONIPHACE KITAMBI	F	50	A	49	A	47	A	43	A	41	A	230	46	A	17	150.5
18	SHADRACK STEVEN MWAKITALIMA	M	50	A	48	A	48	A	46	A	37	B	229	46	A	19	180.5
19	BAKITA PAUL ZAMBI	F	48	A	47	A	46	A	47	A	41	A	229	46	A	19	180.5
20	JUNIOR BEN MSEMWA	M	50	A	48	A	44	A	42	A	44	A	228	46	A	21	211.5
21	PROSPER ASPENAS TUMBO	M	49	A	46	A	43	A	44	A	46	A	228	46	A	21	211.5
22	FRANCISCO ABDUL KINEMELO	M	50	A	46	A	46	A	41	A	44	A	227	45	A	25	243.5

INDEX	NAME	SEX	MATHEMATICS		KISWAHILI		ENGLISH		SCIENCE		SOCIAL STUDIES		TOTAL	AVERAGE	OVR GRADE	SCH POSITION	OVERALL POSITION
23	LAURENT ISACK PILLAH	M	50	A	47	A	46	A	40	B	44	A	227	45	A	25	243.5
24	PETRO BUSHIRI SANGA	M	48	A	47	A	46	A	42	A	44	A	227	45	A	25	243.5
25	YASSIN MUSA MIHALE	M	50	A	48	A	44	A	45	A	40	B	227	45	A	25	243.5
26	DIANA MILELE KAPONDA	F	50	A	48	A	45	A	47	A	37	B	227	45	A	25	243.5
27	GROLIA JAMES MKUNDA	F	50	A	48	A	46	A	46	A	37	B	227	45	A	25	243.5
28	FARIDA JAPHARY KATULA	F	50	A	47	A	44	A	44	A	41	A	226	45	A	28	273.5
29	HIDAYA JUMA KAYANDA	F	50	A	49	A	47	A	44	A	35	B	225	45	A	30	304.5
30	REBECA AMOS LUGOMELA	F	50	A	46	A	45	A	46	A	38	B	225	45	A	30	304.5
31	JERRY JOHN MWANGOVE	M	49	A	47	A	41	A	45	A	42	A	224	45	A	32	333
32	RAHMA SELEMAN SULULU	F	50	A	47	A	42	A	45	A	40	B	224	45	A	32	333
33	ANDREW JALIWA MBITWE	M	48	A	48	A	43	A	42	A	42	A	223	45	A	34	357.5
34	FRANCISCA SIMON MSHANGA	F	48	A	49	A	36	B	45	A	45	A	223	45	A	34	357.5
35	GRACE ATUPELE MWAMFUPE	F	50	A	47	A	44	A	45	A	36	B	222	44	A	35	385
36	MORINE NEWTON MWALUVANDA	F	50	A	48	A	39	B	45	A	38	B	220	44	A	36	440
37	SHELDAN MUSSA SANZALA	M	50	A	48	A	40	B	46	A	35	B	219	44	A	37	476
38	ROSE MICHAEL MWISA	F	50	A	45	A	46	A	40	B	31	B	212	42	A	38	732.5
39	JEREMIAH ABEL NTUPWA	M	49	A	44	A	46	A	34	B	38	B	211	42	A	40	775
40	YESAYA MNKONDO BENDERA	M	50	A	43	A	39	B	39	B	40	B	211	42	A	40	775
41	TAYANA GEORGE MWAKISU	F	47	A	44	A	43	A	42	A	31	B	207	41	A	41	925
42	DAVINA GEORGE MWAKISU	F	47	A	44	A	43	A	39	B	33	B	206	41	A	43	969.5
43	YASINTA BENJAMIN PASALIMA	F	46	A	47	A	42	A	40	B	31	B	206	41	A	43	969.5
44	ANETH ROBERT KATTO	F	49	A	43	A	42	A	40	B	31	B	205	41	A	44	1021.5

INDEX	NAME	SEX	MATHEMATICS		KISWAHILI		ENGLISH		SCIENCE		SOCIAL STUDIES		TOTAL	AVERAGE	OVR GRADE	SCH POSITION	OVERALL POSITION
45	ABIGAIL ISAYA JONAS	F	43	A	45	A	33	B	37	B	37	B	195	39	B	45	1532
46	JEREMIAH LUKA MASINDOKI	M	49	A	41	A	31	B	23	C	25	C	169	34	B	46	2868